
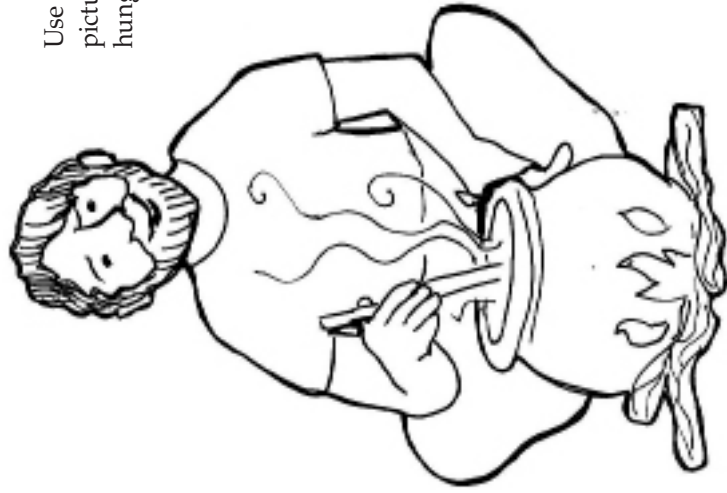


CREATE

Jacob cooked some delicious soup and then tricked hungry Esau into giving away the right to be the family leader.

Use your markers to decorate the picture of Jacob and the picture of hungry Esau.



STORY TIME

Esau and Jacob Based on Genesis 25:19–34

Isaac and Rebekah had two little babies. First Esau was born. Then Jacob was born.

The two boys were twins, but they were very different.

Esau was born first and that meant that one day Esau would be the family's leader. Then Esau would have all the things his father, Isaac, owned.

When Esau grew up, he liked to be outside. He became a good hunter and found food for the family to eat.

When Jacob grew up, he liked to be inside. He liked to cook good food for the family.

One day, Esau came into the house while Jacob was cooking bean soup. Esau said, "I'm hungry! Give me some soup!"

Jacob and Esau didn't always speak nicely to each other.

Jacob wanted something that Esau had so he decided to trick him. "OK. I'll give you some soup and bread," said Jacob. "But you must promise me that one day I will be the family's leader."

Esau was very hungry. All he could think about was getting food to eat. Esau said, "Who cares? I need to eat. Yes, I will promise. You can be the leader of the family. Now give me some soup!"

Jacob smiled. He had tricked Esau. Jacob knew he had done something wrong. But Jacob didn't care because he wanted to be the family leader. He wanted to get most of his father's gifts.

I wonder how his brother Esau felt when he later found out that he was tricked by Jacob?



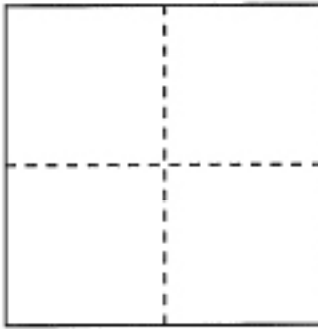
ACTIVITY

Follow these directions to make a flip-flap.

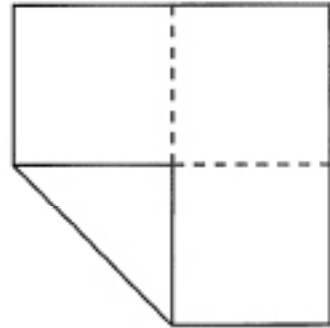
Building instructions

1. Place a large square on the table and invite children to gather around.
2. Follow the step-by-step instructions to make a flip-flap.
3. Colour the four outside squares a different colour and write the name of the colour on the square.
4. Number the inside triangles "1" through "8".
5. Think of actions we can choose to add kindness in the world. Write all the suggestions down.
6. Choose eight suggestions and write one idea on the underside of each numbered triangle.

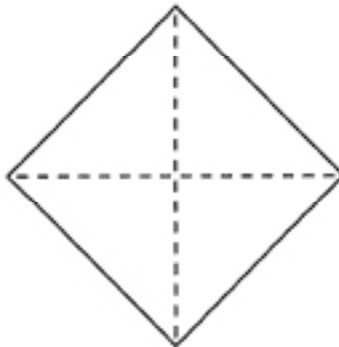
1. Fold to crease and find centre



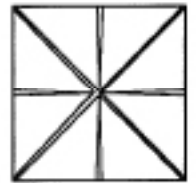
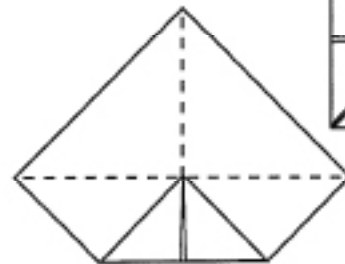
2. Fold each corner into the centre



3. Turn it over



4. Fold each corner into the centre



5. Fold in half



Playing instructions

1. Place the flip-flap on your fingers. Invite someone to choose one of the colours on the outside square.
2. Open and close the flip-flap for each letter in the colour that was chosen. For example, three times for red and four times for blue.
3. Repeat this three times. On the third time, your playing partner chooses one of the numbers showing on the open flip-flap.
4. Open the the flip-flap of the number named and read the kind action that corresponds with the number chosen.
5. What would happen if everyone chose to do this kind action?

